

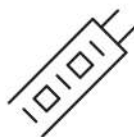


Tablekraft Ambience Thea cordless table lamp offers a sleek, slim design with a metal body and an enclosed dome diffuser for glare-free direct downlighting. Available in Oxide Black, Brushed Brass, and Brushed Copper, these elegant lamps enhance any space with their style and multifunctionality. The lamp is also equipped with dimmer functions and three-level adjustments and is USB rechargeable, making it a versatile and convenient lighting choice.



OPERATING TIME

The operating time for our rechargeable LED table lamps can reach 10 to 50 hours, varying based on the dimming setting, allowing for extended use without the need for frequent recharging.



RECHARGEABLE LED LAMPS

Rechargeable LED table lamps provide a versatile and energy-efficient lighting solution featuring long-lasting batteries and adjustable brightness settings, perfect for ambient lighting and focused task illumination.



12 MONTH WARRANTY

Our lamps come with guarantees that cannot be excluded under the Australian Consumer Law. You are entitled to a replacement or refund for a major failure. Where a failure does not amount to a significant fault, Tomkin Australia is entitled to choose between providing you with a repair, replacement or refund.



CORDLESS LED TABLE LAMP

Item Code: 1000122

Colour: Oxide Black

Barcode: 9313996109994



CORDLESS LED TABLE LAMP

Item Code: 1000120

Colour: Brushed Brass

Barcode: 9313996109970



CORDLESS LED TABLE LAMP

Item Code: 1000121

Colour: Brushed Copper

Barcode: 9313996109987



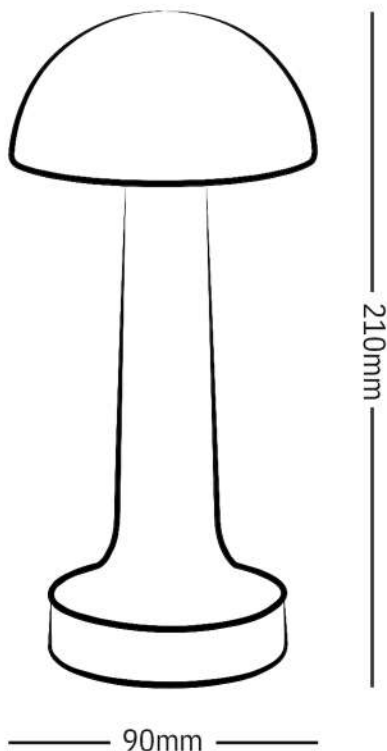
ADDITIONAL INFORMATION:

Power 2.4W/1.8W/0.5W	Lithium Battery Capacity 5200mAh	Power Type C
-------------------------	-------------------------------------	-----------------

Material Electroplated Metal Finish	Light Source LED	Colour Temperature 2700 K
--	---------------------	------------------------------

Operating Time		
High Dim: 10-12 Hours	Medium Dim: 18-20 Hours	Low Dim: 40-50 Hours

Charge Time 7-8 Hours	Operating Method Button + Touch feature at the top of the shade
--------------------------	--



RELATED PRODUCTS:



30 PORT CHARGING STATION

Item Code: 1000000

Power: 200W

Voltage: AC 220V or 120V

Barcode: 9313996110174





Warning

- Please use the original USB cable in the box to charge the lamp.
- Make sure charging and plug-in are done safely according to local standards.
- Keep the lamp dry and away from rain and wet areas.
- Battery care: Charge the lamp as soon as the light gets dim. If you're not using it, fully charge it every three months to keep the battery in good condition.
- The LED light in this lamp can't be replaced. When it stops working, you'll need to get a new lamp.
- Don't try to open the lamp for repairs or cleaning unless you're qualified.

Contents

- 1 x Cordless LED Table Lamp
- 1 x USB Type-C Charging Cable
- 1 x Instruction Manual

Operations

1. We don't ship our lamps with fully charged batteries for safety reasons. Please charge it before first use. Follow the steps below for your lamp to perform at optimum service life.
2. To charge the lamp, plug the USB cable into the port on the side of the lamp base. The light on the charger will turn red while charging and change to blue when the lamp is fully charged.
3. Press the main switch button at the bottom of the lamp base to turn the lamp on.
4. Touch the top of the lampshade to cycle through Low, Medium and High brightness and Off. Hold your touch on the lampshade to adjust the colour temperature from warm to white light. Press the main switch button at the bottom of the lamp base to turn off the lamp completely.
5. If the lamp doesn't charge after not being used for some time, try charging it for 24 hours to reactivate the battery.

Care & Cleaning












- Wipe the exterior of the lamp with a soft, damp cloth, never use metal polish or cleaner, and dry thoroughly.

Warranty

- Our lamps come with guarantees that cannot be excluded under the Australian Consumer Law. You are entitled to a replacement or refund for a major failure. Where a failure does not amount to a significant fault, Tomkin Australia is entitled to choose between providing you with a repair, replacement or refund.

The manufacturer warrants the lamp to be free from defects in materials for 12 months from the date of purchase.

To claim under this warranty, please contact Tomkin Australia with proof of purchase.

Image	Item Code	Dimensions	Weight	Available Options	Material	Operating Time	Charging Time
 Crystal	1000152 1000151 1000150	120 x 260mm	0.29 kg	Blue Green Purple	Acrylic	8-10 Hours	3-4 Hours
 Thea	1000122 1000120 1000121	90 x 210mm	0.31 kg 0.39 kg 0.39 kg	Oxide Black Brushed Brass Brushed Copper	Electroplated Metal Finish	Low: 40-50 Hours Medium: 18-20 Hours High: 10-12 Hours	7-8 Hours
 Helena	1000102 1000100 1000101	97 x 220mm	0.31 kg 0.36 kg 0.36 kg	Oxide Black Brushed Brass Brushed Copper	Electroplated Metal Finish	Low: 40-50 Hours Medium: 18-20 Hours High: 10-12 Hours	7-8 Hours
 Aura	1000132 1000130 1000131	90 x 205mm	0.29 kg 0.38 kg 0.38 kg	Oxide Black Brushed Brass Brushed Copper	Electroplated Metal Finish	Low: 40-50 Hours Medium: 18-20 Hours High: 10-12 Hours	7-8 Hours
 Charlotte	1000142 1000140	80 x 200mm	0.45 kg	Oxide Black Brushed Brass	Electroplated Metal Finish	15-24 Hours	7-8 Hours
 Amelia	1000192 1000190	110 x 350mm	0.76 kg	Paint Black Brushed Brass	Electroplated Metal Finish	15-20 Hours	7-8 Hours
 Stella	1000182 1000180	89/130 x 275mm	0.63 kg	Oxide Black Brushed Brass	Electroplated Metal Finish	15-20 Hours	6-7 Hours
 Adelaide	1000200	135 x 260mm	0.6 kg	Brushed Brass Replacement Parts: 1000201 - Shade	Iron & Fabric	15-24 Hours	7-8 Hours
 Camilla	1000205	150/200 x 280mm	1.28 kg	Brass & Black	Iron & Acrylic	15-20 Hours	7-8 Hours
 Phoebe	1000210	200/300 x 420mm	1.42 kg	Brass with Alabaster Shade Replacement Parts: 1000211 - Shade 1000212 - Bulb	Iron & Faux Alabaster	15-20 Hours	7-8 Hours
 Charing Station	1000000	290 x 130 x 75mm	1.57 kg	30 USB Port	-	-	-